



Introductory sub-table (I)(a)

Name of the Company:		DECCAN BEARINGS LTD	
Scrip Code, Name of the scrip, class of security:		505703	
Quarter ended:		31/12/2012	
Partly paid-up shares:-		No. of partly paid-up shares	As a % of total no. of partly paid-up shares
As a % of total no. of shares of the company			
Held by promoter/promoter group	NIL	NIL	NIL
Held by public	NIL	NIL	NIL
Total - D	0		
Outstanding convertible securities:-		No. of outstanding securities	As a % of total no. of outstanding convertible securities
As a % of total no. of shares of the company, assuming full conversion of the convertible securities			
Held by promoter/promoter group	NIL	NIL	NIL
Held by public	NIL	NIL	NIL
Total - E	0		
Warrants:-		No. of warrants	As a % of total no. of warrants
As a % of total no. of shares of the company, assuming full conversion of warrants			
Held by promoter/promoter group	NIL	NIL	NIL
Held by public	NIL	NIL	NIL
Total - F	0		
Total paid-up capital of the company, assuming full conversion of warrants and convertible securities		2183334	



Statement Showing Shareholding Pattern

Table I(a)								
Category code	Category of Shareholder	Number of Shareholders	Total number of shares	Number of shares held in dematerialized form	Total shareholding as a percentage of total number of shares		Shares Pledged or otherwise encumbered	
					As a percentage of(A+B) ¹	As a percentage of (A+B+C)	Number of shares	As a percentage
(I)	(II)	(III)	(IV)	(V)	(VI)	(VII)	(VIII)	(IX)=(VIII)/(IV)*100
(A)	Shareholding of Promoter and Promoter							
1	Indian							
(a)	Individuals/ Hindu Undivided Family							
		0	0	0	0.00	0.00	0	0.00
(b)	Central Government/ State Government(s)							
		0	0	0	0.00	0.00	0	0.00
(c)	Bodies Corporate	1	341581	0	15.64	15.64	0	0.00
(d)	Financial Institutions/ Banks	0	0	0	0.00	0.00	0	0.00
(e)	Any Others(Specify)				0.00	0.00	0	0.00
(e-i)	Directors & their relatives	9	504450	0	23.10	23.10	0	0.00
(e-ii)					0.00	0.00	0	0.00
	Sub Total(A)(1)	10	846031	0	38.75	38.75	0	0.00
2	Foreign							
a	Individuals (Non-Residents Individuals/ Foreign Individuals)	0	0	0	0.00	0.00	0	0.00
b	Bodies Corporate	0	0	0	0.00	0.00	0	0.00
c	Institutions	0	0	0	0.00	0.00	0	0.00
d	Any Others(Specify)				0.00	0.00	0	0.00
d-i	Directors & their relatives	6	717830	0	32.88	32.88	0	0.00
d-ii					0.00	0.00	0	0.00
	Sub Total(A)(2)	6	717830	0	32.88	32.88	0	0.00
	Total Shareholding of Promoter and	16	1563861	0	71.63	71.63	0	0.00
(B)	Public shareholding							
I	Institutions							
(a)	Mutual Funds/ UTI	0	0	0	0.00	0.00		
(b)	Financial Institutions/ Banks	0	0	0	0.00	0.00		
(c)	Central Government/ State Government(s)							
		0	0	0	0.00	0.00		
(d)	Venture Capital Funds	0	0	0	0.00	0.00		
(e)	Insurance Companies	0	0	0	0.00	0.00		
(f)	Foreign Institutional Investors	0	0	0	0.00	0.00		
(g)	Foreign Venture Capital Investors	0	0	0	0.00	0.00		
(h)	Any Other (specify)	0	0	0	0.00	0.00		
(h-i)					0.00	0.00		
(h-ii)					0.00	0.00		
	Sub-Total (B)(I)	0	0	0	0.00	0.00	N.A.	N.A.



B 2	Non-institutions							
(a)	Bodies Corporate	14	3123	3123	0.14	0.14		
(b)	Individuals				0.00	0.00		
I	Individuals -i. Individual shareholders holding nominal share capital up to Rs 1 lakh	475	396060	45974	18.14	18.14		
II	ii. Individual shareholders holding nominal share capital in excess of Rs. 1 lakh.	6	218768	10749	10.02	10.02		
(c)	Any Other (specify)				0.00	0.00		
(c-i)	N.R.I. (Repat & Non-Repat.)	1	48	48	0.00	0.00		
(c-ii)	Hindu Undivided Family	10	1474	1474	0.07	0.07		
	Sub-Total (B)(2)	506	619473	61368	28.37	28.37	N.A.	N.A.
(B)	Total Public Shareholding (B)= (B)(1)+(B)(2)	506	619473	61368	28.37	28.37		
	TOTAL (A)+(B)	522	2183334	61368	100.00	100.00	N.A.	N.A.
(C)	Shares held by Custodians and against which Depository Receipts have been issued	0	0	0	0.00	0.00	N.A.	N.A.
1	Promoter and Promoter Group	0	0	0	0.00	0.00		
2	Public	0	0	0	0.00	0.00		
	Sub-Total (C)	0	0	0	0	0	0	0
	GRAND TOTAL (A)+(B)+(C)	522	2183334	61368	100.00	100.00	0	0.00



Sr.No	Notes
1	
2	
3	
4	
5	
6	
7	
8	
9	



(I)(b) Statement showing holding of securities (including shares, warrants, convertible securities) of persons belonging to the category "Promoter and Promoter Group"


Sr. No.	Name of the shareholder	Details of Shares held		Encumbered shares (*)			Details of warrants		Details of convertible securities		Total shares (including underlying shares assuming full conversion of warrants and convertible securities) as a % of diluted share capital
		Number of shares held	As a % of grand total (A)+(B)+(C)	No.	As a percentage	As a % of grand total (A)+(B)+(C) of sub-clause (I)(a)	Number of warrants held	As a % total number of warrants of the same class	Number of convertible securities held	As a % total number of convertible securities of the same class	
(i)	(ii)	(iii)	(iv)	(v)	(vi)=(v)/(iii)*100	(vii)	(viii)	(ix)	(x)	(xi)	(xii)
1	NIP EXPORTS PVT.LTD.	341581	15.64	0	0.00	0.00	0	0.00	0	0.00	15.64
2	MUKESH N. VORA	235180	10.77	0	0.00	0.00	0	0.00	0	0.00	10.77
3	NIRUPA N. VORA (HUF)	155833	7.14	0	0.00	0.00	0	0.00	0	0.00	7.14
4	NIRUPA N. VORA	130350	5.97	0	0.00	0.00	0	0.00	0	0.00	5.97
5	MALINI M. VORA	130350	5.97	0	0.00	0.00	0	0.00	0	0.00	5.97
6	GOPA M. VORA	124050	5.68	0	0.00	0.00	0	0.00	0	0.00	5.68
7	KIRAN N. VORA	97475	4.46	0	0.00	0.00	0	0.00	0	0.00	4.46
8	MUKESH N. VORA (HUF)	90700	4.15	0	0.00	0.00	0	0.00	0	0.00	4.15
9	MANISH N. VORA	79750	3.65	0	0.00	0.00	0	0.00	0	0.00	3.65
10	MANISH N. VORA (HUF)	57800	2.65	0	0.00	0.00	0	0.00	0	0.00	2.65
11	PRERNA K. VORA	51000	2.34	0	0.00	0.00	0	0.00	0	0.00	2.34
12	KIRAN N. VORA (HUF)	45335	2.08	0	0.00	0.00	0	0.00	0	0.00	2.08
13	HASMUKH R. GANDHI	14173	0.65	0	0.00	0.00	0	0.00	0	0.00	0.65
14	DILIP V. VORA	5318	0.24	0	0.00	0.00	0	0.00	0	0.00	0.24
15	BHAGHSINGH RAJPUROHIT	2836	0.13	0	0.00	0.00	0	0.00	0	0.00	0.13
16	BALU K. NARANG	2130	0.10	0	0.00	0.00	0	0.00	0	0.00	0.10
TOTAL		1563861	71.63	0	0.00	0.00	0	0	0	0.00	71.63

(*) The term "encumbrance" has the same meaning as assigned to it in regulation 28(3) of the SAST Regulations, 2011



(I)(c)(i) Statement showing holding of securities (including shares, warrants, convertible securities) of persons belonging to the category "Public" and holding more than 1% of the total number of shares

Sr. No.	Name of the shareholder	Number of shares held	Shares as a percentage of total number of shares {i.e., Grand Total (A)+(B)+(C) indicated in Statement at para (I)(a) above}	Details of warrants		Details of convertible securities		Total shares (including underlying shares assuming full conversion of warrants and convertible securities) as a % of diluted share capital
				Number of warrants held	As a % total number of warrants of the same class	Number of convertible securities held	% w.r.t total number of convertible securities of the same class	
1	RAJESH N. MEHTA	56667	2.60	0	0.00	0	0.00	2.60
2	RAHUL N. MEHTA	54500	2.50	0	0.00	0	0.00	2.50
3	NATVARLAL A. MEHTA	54167	2.48	0	0.00	0	0.00	2.48
4	MAHESH N. MEHTA	41934	1.92	0	0.00	0	0.00	1.92
TOTAL		207268	9.49	0	0.00	0	0.00	9.49



(I)(c)(ii) Statement showing holding of securities (including shares, warrants, convertible securities) of persons (together with PAC) belonging to the category "Public" and holding more than 5% of the total number of shares of the company

Sr. No.	Name(s) of the shareholder(s) and the Persons Acting in Concert (PAC) with them	Number of shares	Shares as a percentage of total number of shares {i.e., Grand Total (A)+(B)+(C) indicated in Statement at para (I)(a) above}	Details of warrants		Details of convertible securities		Total shares (including underlying shares assuming full conversion of warrants and convertible securities) as a % of diluted share capital
				Number of warrants	As a % total number of warrants of the same class	Number of convertible securities held	% w.r.t total number of convertible securities of the same class	
1	NIL	0	0.00	0	-0.00	0	0.00	0.00
TOTAL		0	0.00	0	0.00	0	0.00	0.00



(I)(d) Statement showing details of locked-in shares

Sr. No.	Name of the shareholder	Number of locked-in shares	Locked-in shares as a percentage of total number of shares {i.e., Grand Total (A)+(B)+(C) indicated in Statement at para (I)(a) above}
1	NIL	NIL	NIL
TOTAL			



(II)(a) Statement showing details of Depository Receipts (DRs)

Sr. No.	Type of outstanding DR (ADRs, GDRs, SDRs, etc.)	Number of outstanding DRs	Number of shares underlying outstanding DRs	Shares underlying outstanding DRs as a percentage of total number of shares {i.e., Grand Total (A)+(B)+(C) indicated in Statement at para (I)(a) above}
1	NIL	NIL	NIL	NIL
TOTAL				



(II)(b) Statement showing holding of Depository Receipts (DRs), where underlying shares held by "promoter/promoter group" are in excess of 1% of the total number of shares

S. N	Name of the DR Holder	Type of outstanding DR (ADRs, GDRs, SDRs, etc.)	Number of shares underlying outstanding DRs	Shares underlying outstanding DRs as a percentage of total number of shares {i.e., Grand Total (A)+(B)+(C) indicated in Statement at para (I)(a) above}
1	NIL	NIL	NIL	NIL
TOTAL				

